



CLINICAL GUIDELINE	
Newborn Screening Test	
Scope (Staff):	Nursing and Medical Staff
Scope (Area):	NICU KEMH, NICU PCH, NETS WA
<p align="center">Child Safe Organisation Statement of Commitment</p> <p>CAHS commits to being a child safe organisation by applying the National Principles for Child Safe Organisations. This is a commitment to a strong culture supported by robust policies and procedures to reduce the likelihood of harm to children and young people.</p>	

This document should be read in conjunction with this [DISCLAIMER](#)

Background

Newborn screening involves testing infant to enable early detection of treatable metabolic disorders so that infants can be identified and treated before problems occur. The range of diseases which are tested for are not clinically obvious at birth, but unless treated early they can cause damage. Screening is the first step in a two-step process. The first screening test indicates a problem MAY be present, and then a second diagnostic test confirms whether or not the problem or disease is truly present.

The Following Disorders can be Detected by the Newborn Screen:

- Phenylketonuria.
- Congenital Hypothyroidism.
- Galactosaemia.
- Cystic Fibrosis.
- Amino Acid Disorders.
- Fatty Acid Oxidation Disorders.
- Organic Acid Disorders.

Refer to [Healthy WA: Your baby's newborn bloodspot screening test](#)

Testing all Infants at 48-72 Hours of Age

- All infants that are discharged home prior to 48 hours of age must have follow-up arranged to complete a NBST prior to leaving the nursery with VNS or VMS.
- All infants that require a blood transfusion or exchange transfusion prior to 48 hours of age are to have a NBST collected prior to commencement of the transfusion.
- All deceased infants prior to death if possible.

Repeating Newborn Screening Tests

- VLBW infants' birthweight < 1500 grams require a repeat test on Days 14.
- ELBW infants' birthweight < 1000 grams require a repeat test on Days 14 and 28.
- All infants that receive a blood transfusion or exchange transfusion prior to 48 hours of age require a repeat NBST > 48 hours after the transfusion.

Procedure

Steps	Additional Information
1. Identify when the infant is due for the test, and ensure that the timing of collection is appropriate	Refer to the procedure instructions on sample collection.
2. Ensure parents have been provided with information about the NBST prior to collection.	
3. Clearly print ALL the required information on the NBST card	
4. Throughout handling of the card, ensure that the collection circles are not touched or contaminated by oils, sweat, and talc from gloves, or Vaseline	
5. Collect sample on the back of the card. Ensure all 3 circles are completely filled, and that blood has penetrated both sides of the card	Requirement for analysis of results
6. Place infant's addressograph on the back of the NBST card and check against infant's identity band.	
7. Check that all required information is correctly documented on NBST card	
8. Place the NBST card on the drying rack and allow to dry for > 4 hours before sending to QEII PathWest Clinical Biochemistry in designated envelopes	

Documentation

Following sample collection, record the following **on** the card:


- Meconium plug / meconium ileus.
- Family history of cystic fibrosis (siblings).
- Pre/post blood/exchange transfusion.
- TPN and/or type of feed.
- Neonatal death.

Document the NBST **card number and sample collection date** in the following places:

- Personal Health Record Book.
- Neonatal Discharge Assessment (MR 430).
- Neonatal Observation Chart and Assessment.

Newborn Screening Card

COMPLETELY FILL ALL CIRCLES WITH BLOOD BY SOAKING THROUGH FROM THE OTHER SIDE



WESTERN AUSTRALIAN
NEWBORN SCREENING PROGRAM

COMPLETE ALL DETAILS BELOW **303231**

HOSPITAL / CENTRE

BABY'S SURNAME

BABY'S FIRST NAME OR ID NUMBER

BIRTH DATE BIRTH TIME (24h) SEX MF

COLLECTION DATE COLLECTION TIME REPEAT TEST Y/N

BIRTH WEIGHT (g) FEED TYPE

Breast Formula Soy- TPN Other
Based


RELEVANT CLINICAL INFORMATION

MOTHER'S SURNAME

MOTHER'S FIRST NAME

MOTHER'S BIRTH DATE

CONTACT PAEDIATRICIAN / DOCTOR-in-Charge



INSTRUCTIONS FOR COLLECTING BLOOD SAMPLES

PROVIDE the information pamphlet ("Your Newborn Baby's Screening Test") to parents prior to collection. Discuss the procedure with parents and complete all relevant documentation.

COLLECT sample from ALL newborns between 48 and 72 hours of age or on discharge, whichever is sooner. If the infant is discharged before 48 hours, another sample will need to be collected later.

1. Warm heel before collection.
2. Clean heel with an alcohol swab and dry completely.
3. Do NOT use vaseline or any cream on the heel.
4. Puncture the heel (use only the inner or outer aspects of the plantar surface) with a sterile disposable lancet or autolet (depth <2.4mm). Wipe away the first drop of blood with cotton wool.
5. Collect blood drops until ALL circles are filled. Blood must soak completely through the card. Do NOT layer blood.
6. Allow blood-spots to air-dry (4 hours) on a non-absorbent surface away from direct sunlight or moisture.
7. Place card in protective cover and envelope provided and mail WITHOUT DELAY to the address below.



MAIL TO: WA NEWBORN SCREENING PROGRAM
DEPARTMENT OF CLINICAL BIOCHEMISTRY
PRINCESS MARGARET HOSPITAL
GPO BOX D184, PERTH WA 6840
ENQUIRIES: (08) 9340 8211

Use before: Dec 2009
S&S 903™ Lot # W-981/961

Useful resources

[Healthy WA: Your baby's newborn bloodspot screening test](#)

This document can be made available in alternative formats on request for a person with a disability.

Document Owner:	Neonatology		
Reviewer / Team:	Neonatal Coordinating Group		
Date First Issued:	July 2006	Last Reviewed:	14 th August 2018
Amendment Dates:		Next Review Date:	14 th August 2021
Approved by:	Neonatal Coordinating Group	Date:	28 th August 2018
Endorsed by:	Neonatal Coordinating Group	Date:	
Standards Applicable:	NSQHS Standards:   Child Safe Standards: 1,10		

Printed or personally saved electronic copies of this document are considered uncontrolled



Healthy kids, healthy communities

Compassion

Excellence

Collaboration

Accountability

Equity

Respect

Neonatology | Community Health | Mental Health | Perth Children's Hospital